

PreadyTake OCT2 - Drug-Transporter Interactions Experimental Data

Uptake kinetics of 1-methyl-4-phenylpyridinium (MPP+), a reference compound of the OCT2 transporter. Assays were performed after exposing **PreadyTake OCT2** to the shipping medium during a 4-day period and a subsequent 72-hr recovery in fresh culture medium. *These data are the result of 3 independent experiments.*

● HEK-MOCK ● HEK-OCT2 ● NET UPTAKE

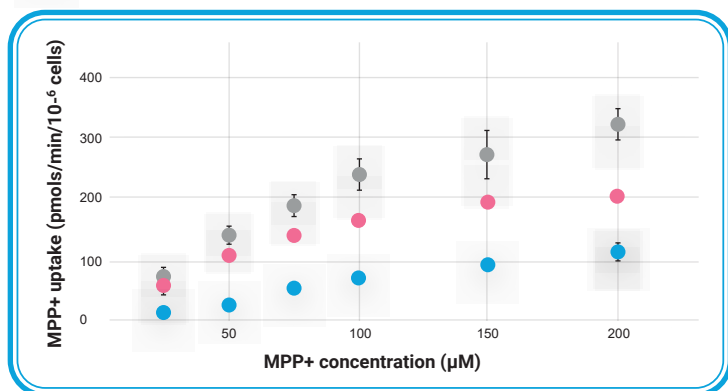


Figure 1. OCT2-mediated MPP+ internalization.

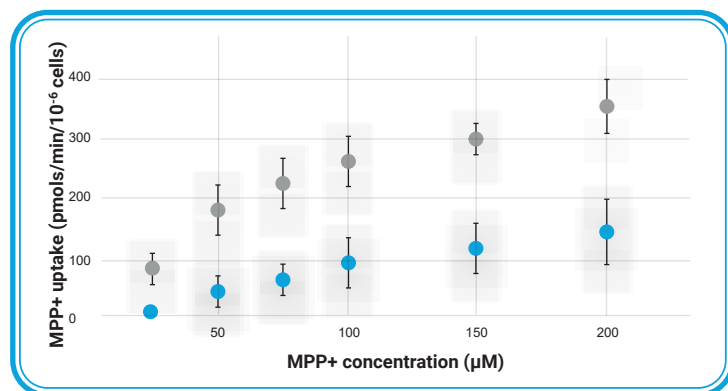


Figure 2. MPP+ uptake (batch-to-batch variation).

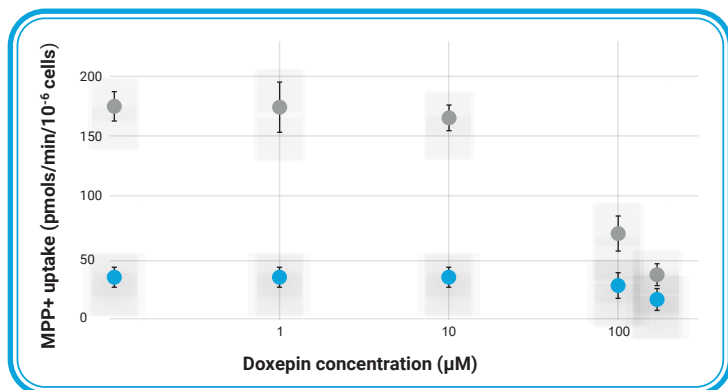


Figure 3. OCT2 inhibition by doxepin.

Measurement of MPP+ internalization after incubating HEK293 cells in the absence/presence of increasing concentrations of doxepin.

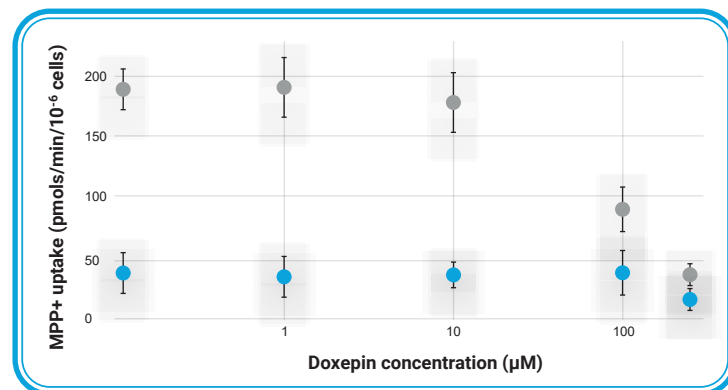


Figure 4. Doxepin inhibition (batch-to-batch variation).

Quality Controls

A fluorescence-based approach is used to rapidly evaluate **PreadyTake OCT2** functionality. Assays were performed after **PreadyTake OCT2** was exposed for 4 days to the shipping medium and a subsequent 72-hr culture in fresh medium.

● HEK-MOCK ● HEK-OCT2 ● NET UPTAKE

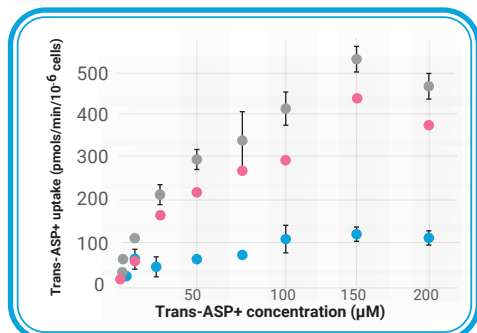


Figure 5. OCT2-mediated trans-ASP+ internalization. These data are the result of 4 independent experiments.

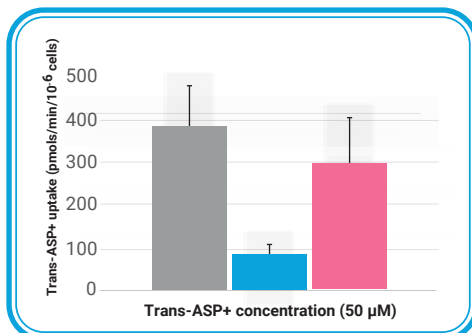


Figure 6. Trans-ASP+ uptake (batch-to-batch variation). These data are the result of 4 independent experiments.

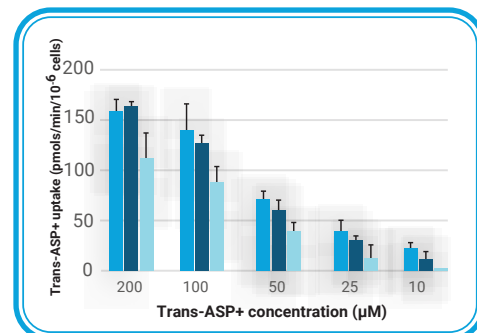


Figure 7. Effect of DMSO on OCT2 functionality ● 0,5% DMSO ● 1% DMSO ● 2% DMSO These data refer to a single experiment in triplicates.

OCT2 regulatory requirements are detailed in the 2020 FDA and 2012 EMA Drug Interaction Guidelines.