

PreadyPort WT 96-wells

Intestinal Permeability and Drug-Transporter Interactions Experimental Data

Apparent Permeability (P_{app}) values and Efflux Ratios (ER) for the MDR1 substrates, digoxin and quinidine and the BCRP substrates, prazosin and dantrolene, in MDCKII cells transfected with the empty plasmid vector. Assays were performed after exposing **PreadyPort WT** to the shipping medium during a 4-day period and a subsequent 72-hr recovery in fresh culture medium. *These data are the result of 3 independent experiments.*

■ P_{app} A-B ■ P_{app} B-A

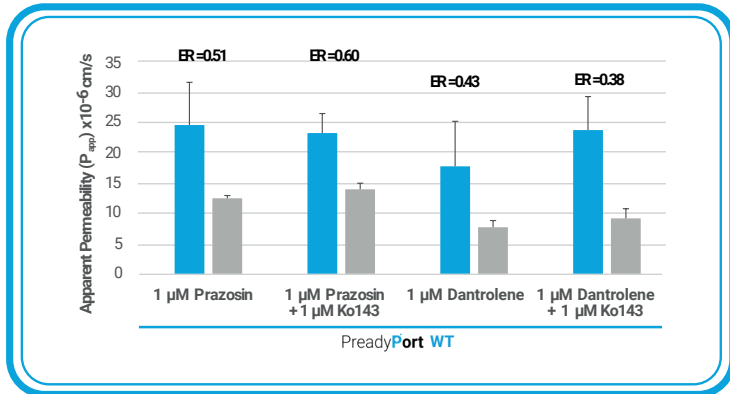


Figure 1. Prazosin and dantrolene secretory transport in the absence/presence of the BCRP inhibitor, Ko143.

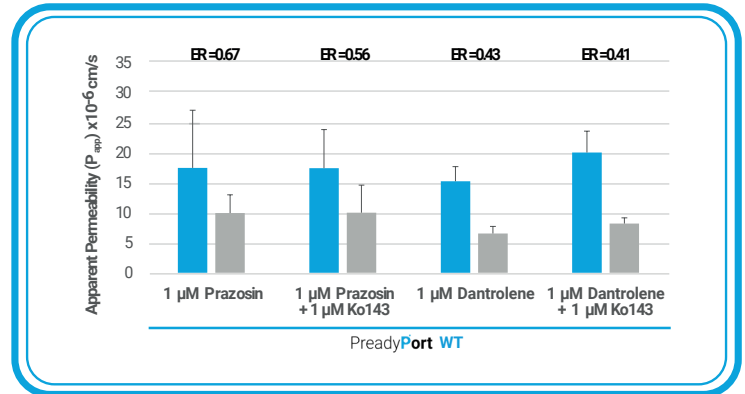


Figure 2. Prazosin and dantrolene secretory transport in the absence/presence of the BCRP inhibitor, Ko143 (batch-to-batch variation).

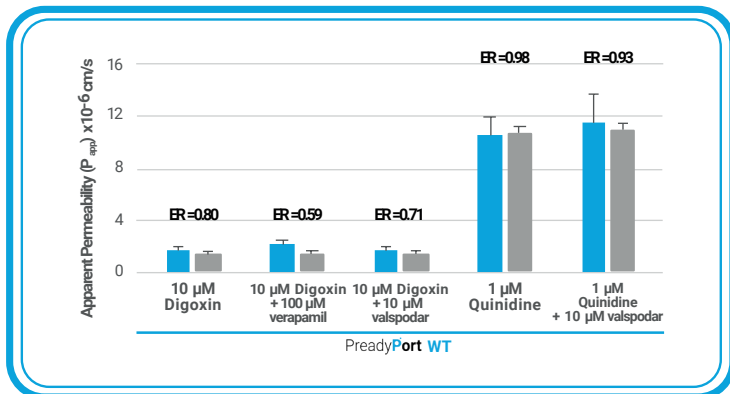


Figure 3. Digoxin and quinidine secretory transport in the absence/presence of the two MDR1 inhibitors, verapamil and valsopodar.

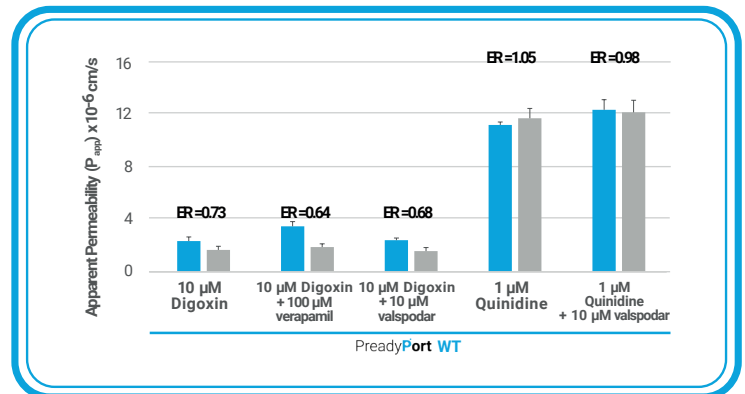


Figure 4. Digoxin and quinidine secretory transport in the absence/presence of the two MDR1 inhibitors, verapamil and valsopodar (batch-to-batch variation).

Quality Controls

Transepithelial Electrical Resistance (TEER) and Lucifer Yellow Paracellular Permeability were employed to evaluate PreadyPort cell barrier integrity. Assays were performed before (pre-) and after (post-) adding the shipping medium for delivery.

■ **PreadyPort WT** ■ **LY Permeability** ● **LY Flux**

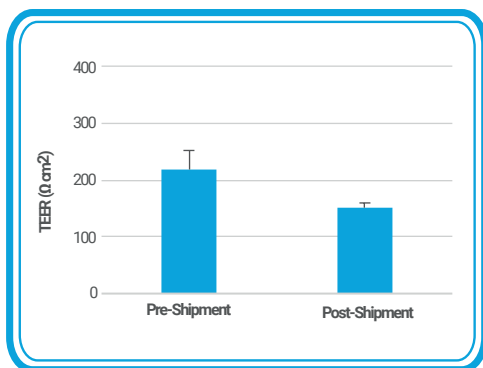


Figure 5. Changes in TEER values throughout the PreadyPort manufacturing process. *These data are the result of 3 different batches.*

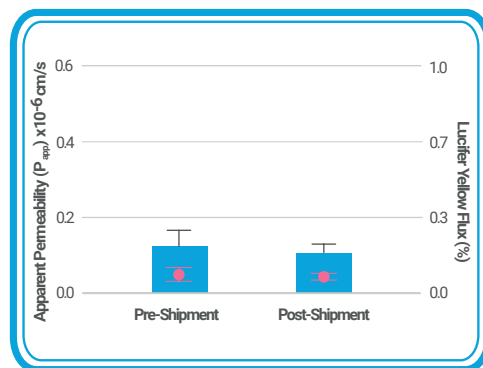


Figure 6. Lucifer Yellow Paracellular Permeability (P_{app}) before (pre-shipment) and after (post-shipment) adding the shipping medium. *These data are the result of 3 different batches.*

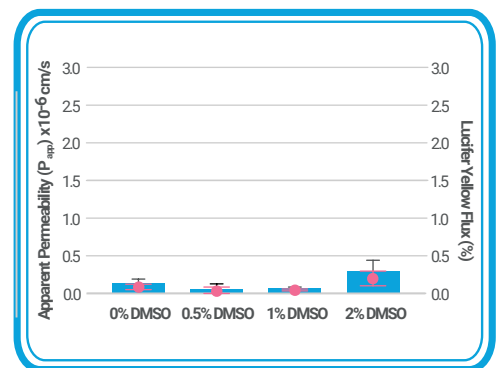


Figure 7. Effect of DMSO on barrier integrity of PreadyPort cell monolayers. *These data refer to a single experiment in triplicates.*

MDR1 and BCRP regulatory requirements are detailed in the 2020 FDA and 2012 EMA Drug Interaction Guidelines.